

Scaled data based on original data using
LM-79-08 Approved Method: Electrical and Photometric Measurements of Solid-
State Lighting Products

Test Report Prepared for
Cooper Lighting Solutions
(formerly Eaton)

Brand: McGRAW-EDISON

Report Number: P594028

Luminaire Tested: **ISC-PA1B-722-U-5WQ**

Issue Date: 3/22/2022

Test Information

Test Method: LM-79-08
Report Number: P594028
TEST IS SCALED FROM IESNA LM-79-08 TEST DATA (G1-2201-510-14)
Test Lab: INNOVATION CENTER
Issue Date: 3/22/2022
Manufacturer: COOPER LIGHTING SOLUTIONS (FORMERLY EATON)
Product Line: McGRAW-EDISON
Catalog Number: ISC-PA1B-722-U-5WQ
Description: IMPACT ELITE LED CYLINDER LUMINAIRE
(1) 70 CRI, 2200K, 450mA LIGHT ENGINE WITH 24 LEDS AND TYPE V WIDE OPTICS
Light Source: -
Ballast/Driver: ELECTRONIC DRIVER

Summary

Lumens per Lamp: N/A
Luminaire Lumens: 3909 lumens
Efficiency: N/A
Efficacy: 107.4 lumens/watt
Luminous Opening: Rectangular (W 0.75' x L: 0.5' x H: 0')
IES Classification: Type V - Medium
BUG Rating: B3 - U0 - G1

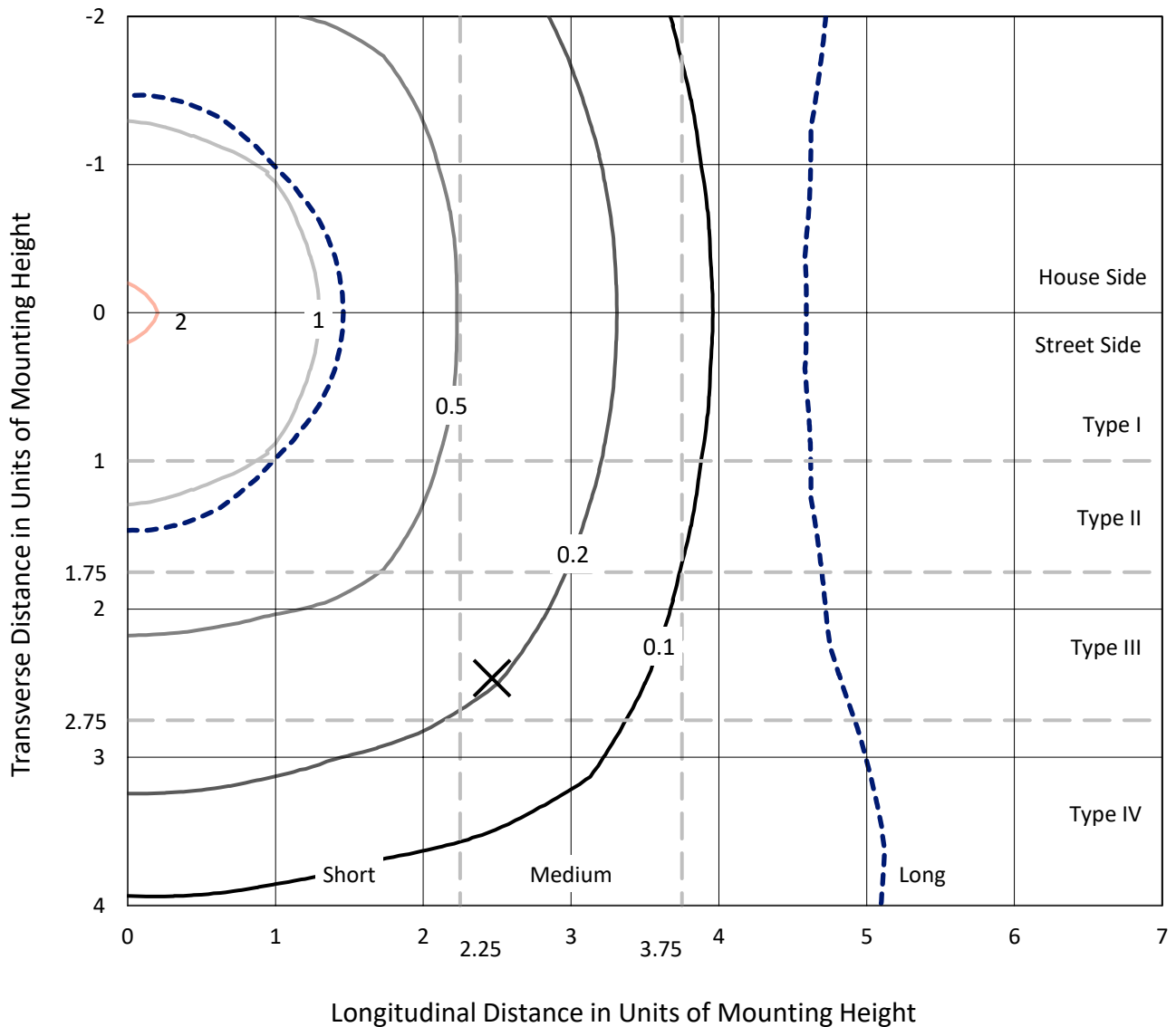
Input Watts (W): 36.4
Input Voltage (V): NR
Input Current (Ain): NR
Voltage Rise (V): NR
Power Factor: NR
Total Harmonic Distortion (THDi): NR
Frequency (hertz): 60
Stabilization Time: NR
Operation Time: NR
Ambient Temperature (°C): NR
Test Distance: 28.75 FT



REPORT NUMBER: P594028
 CATALOG NUMBER: ISC-PA1B-722-U-5WQ

Iso-Footcandle Lines of Horizontal Illumination

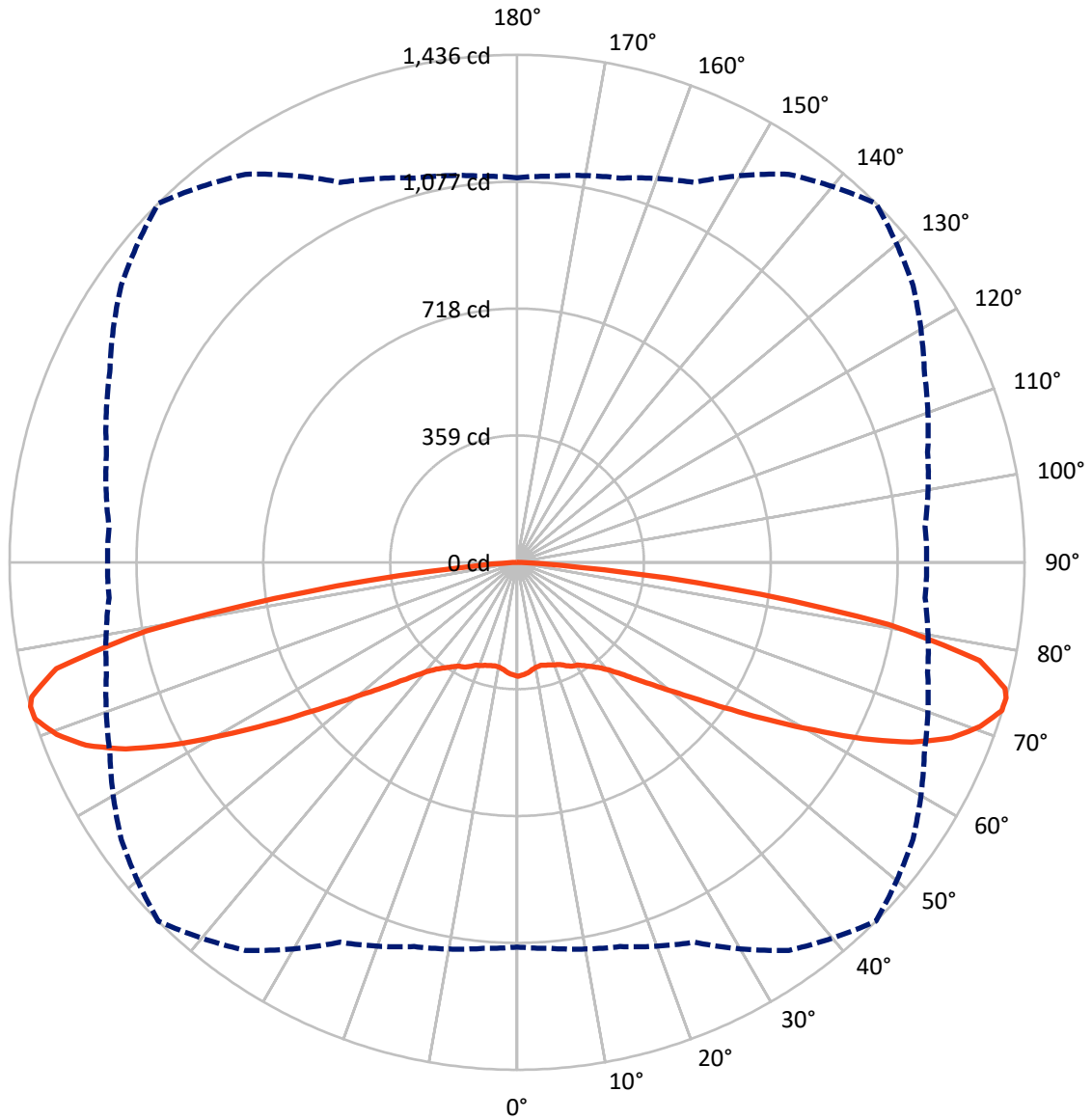
× Max cd
 - - - 1/2 Max cd



Based on 12 foot mounting height. Maximum calculated value = 2.2 fc
 Type V - Medium - N/A

REPORT NUMBER: P594028
CATALOG NUMBER: ISC-PA1B-722-U-5WQ

Luminous Intensity Polar Plot



— Vertical Plane Through 45-Deg Lateral - - - Horizontal Cone Through 74-Deg Vertical

REPORT NUMBER: P594028
 CATALOG NUMBER: ISC-PA1B-722-U-5WQ

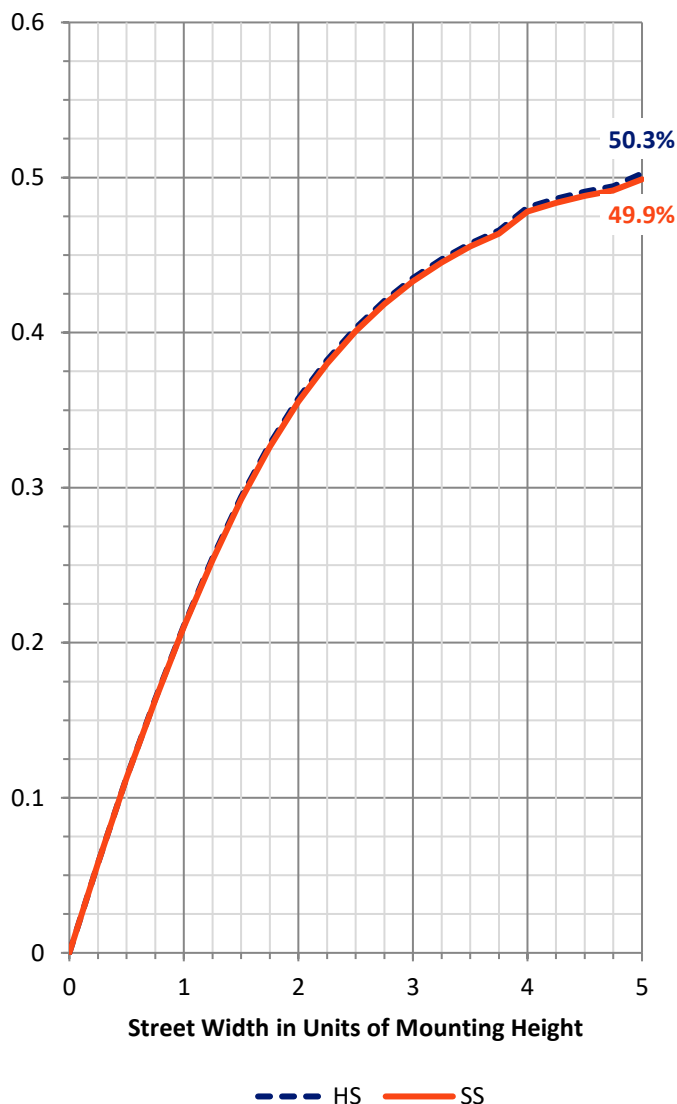
FLUX DISTRIBUTION:

		Downward	Upward	Total
House Side	Lumens	1954.5	0.0	1954.5
	% Fixture	50.0	0.0	50.0
Street Side	Lumens	1954.5	0.0	1954.5
	% Fixture	50.0	0.0	50.0
Total	Lumens	3909.0	0.0	3909.0
	% Fixture	100.0	0.0	100.0

ZONAL LUMENS:

Zone	Lumens	% Fixture
0°-10°	29.6	0.8
10°-20°	86.6	2.2
20°-30°	149.6	3.8
30°-40°	229.1	5.9
40°-50°	372.7	9.5
50°-60°	646.3	16.5
60°-70°	1070.3	27.4
70°-80°	1158.1	29.6
80°-90°	166.9	4.3
90°-100°	0.0	0.0
100°-110°	0.0	0.0
110°-120°	0.0	0.0
120°-130°	0.0	0.0
130°-140°	0.0	0.0
140°-150°	0.0	0.0
150°-160°	0.0	0.0
160°-170°	0.0	0.0
170°-180°	0.0	0.0
0°-90°	3909.0	100.0
0°-180°	3909.0	100.0

Coefficient of Utilization



REPORT NUMBER: P594028

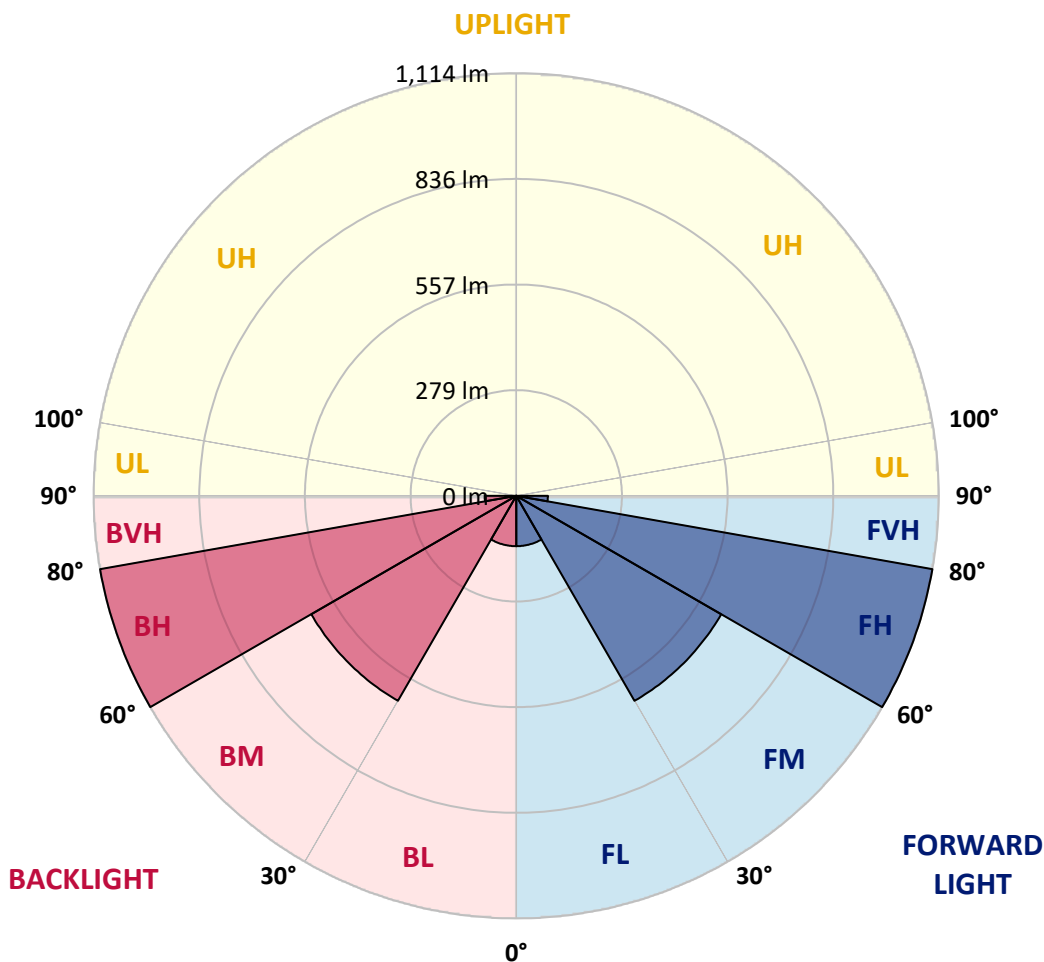
CATALOG NUMBER: ISC-PA1B-722-U-5WQ

LUMINAIRE CLASSIFICATION SYSTEM LUMEN TABLE AND BUG RATING:

Zone	Lumens	% Fixture	Zone Rating/Lumen Limit		
			B	U	G
FL (0°-30°)	132.9	3.4			
FM (30°-60°)	624.0	16.0			
FH (60°-80°)	1114.2	28.5			G1/1800
FVH (80°-90°)	83.4	2.1			G1/100
BL (0°-30°)	132.9	3.4	B1/500		
BM (30°-60°)	624.0	16.0	B1/1000		
BH (60°-80°)	1114.2	28.5	B3/2500		G1/1800
BVH (80°-90°)	83.4	2.1			G1/100
UL (90°-100°)	0.0	0.0		U0/0	
UH (100°-180°)	0.0	0.0		U0/0	

BUG Rating: B3-U0-G1

Type V Medium





REPORT NUMBER: P594028
 CATALOG NUMBER: ISC-PA1B-722-U-5WQ

CANDELA DISTRIBUTION (FULL):

	0°	5°	15°	25°	35°	45°	55°	65°	75°	85°	90°
0°	322.5	322.5	322.5	322.5	322.5	322.5	322.5	322.5	322.5	322.5	322.5
2.5°	317.8	318.8	318.8	317.8	318.8	318.8	318.8	319.7	318.8	320.6	319.7
5°	313.2	313.2	314.1	313.2	313.2	314.1	313.2	315.0	314.1	316.0	314.1
7.5°	305.8	305.8	305.8	305.8	306.7	306.7	306.7	308.5	308.5	308.5	307.6
10°	303.9	303.0	303.0	301.1	301.1	301.1	300.2	303.0	303.9	305.8	304.8
12.5°	304.8	304.8	303.0	301.1	300.2	299.2	299.2	302.0	304.8	305.8	305.8
15°	308.5	308.5	305.8	302.0	302.0	302.0	301.1	302.0	306.7	308.5	306.7
17.5°	311.3	310.4	307.6	305.8	305.8	304.8	304.8	304.8	307.6	310.4	310.4
20°	316.0	316.0	312.3	310.4	310.4	309.5	308.5	307.6	310.4	314.1	313.2
22.5°	322.5	320.6	317.8	316.0	315.0	314.1	312.3	313.2	315.0	317.8	317.8
25°	327.1	327.1	324.3	323.4	324.3	324.3	321.6	319.7	320.6	323.4	323.4
27.5°	329.0	329.0	327.1	327.1	330.8	332.7	329.0	325.3	323.4	326.2	325.3
30°	336.4	336.4	334.6	333.6	336.4	337.3	335.5	332.7	331.8	334.6	333.6
32.5°	349.4	348.5	345.7	342.9	343.9	348.5	344.8	343.9	343.9	346.6	347.6
35°	364.3	362.4	359.7	356.9	357.8	362.4	358.7	358.7	359.7	363.4	363.4
37.5°	385.7	383.8	380.1	373.6	372.7	378.2	377.3	378.2	382.0	383.8	385.7
40°	408.9	408.0	403.3	397.8	396.8	400.5	401.5	403.3	407.0	408.9	409.8
42.5°	442.4	440.5	433.1	427.5	426.6	431.2	433.1	434.9	439.6	441.4	443.3
45°	483.3	482.3	474.0	467.5	464.7	471.2	471.2	473.0	477.7	481.4	481.4
47.5°	527.9	526.9	520.4	513.0	513.9	518.6	517.6	518.6	522.3	526.0	528.8
50°	578.0	575.3	567.8	566.0	570.6	575.3	571.5	570.6	576.2	578.0	577.1
52.5°	632.9	630.1	626.4	626.4	637.5	645.9	643.1	634.7	634.7	633.8	632.9
55°	697.9	696.1	695.1	699.8	718.4	735.1	724.9	709.1	702.6	698.9	700.7
57.5°	765.8	761.1	769.5	779.7	816.9	841.0	825.3	795.5	786.2	778.8	775.1
60°	834.5	832.7	844.8	868.9	921.9	962.8	941.4	892.2	875.4	858.7	858.7
62.5°	901.5	899.6	917.3	954.4	1038.1	1098.5	1059.4	997.2	964.7	939.6	935.8
65°	982.3	979.5	999.0	1039.0	1150.5	1226.7	1177.5	1095.7	1056.7	1022.3	1017.6
67.5°	1048.3	1048.3	1074.3	1123.6	1245.3	1325.2	1263.9	1193.3	1147.7	1112.4	1108.7
70°	1111.5	1117.1	1136.6	1184.9	1317.8	1390.3	1334.5	1271.3	1230.4	1195.1	1191.4
72.5°	1138.4	1145.9	1165.4	1212.8	1349.4	1434.0	1368.9	1296.4	1252.7	1217.4	1212.8
74°	1088.3	1096.6	1125.4	1185.8	1340.1	1435.8	1367.1	1271.3	1202.6	1158.9	1158.9
75°	1031.6	1042.7	1077.1	1142.2	1320.6	1425.6	1347.5	1231.4	1135.6	1084.5	1087.3
77.5°	795.5	819.7	856.8	959.1	1184.9	1338.2	1197.9	987.9	834.5	758.3	756.5
80°	226.8	260.2	344.8	572.5	900.5	1065.9	880.1	584.6	412.6	314.1	302.0
82.5°	54.8	64.1	88.3	161.7	384.7	602.2	435.9	191.4	115.2	75.3	60.4
85°	23.2	25.1	40.0	55.8	105.9	159.8	101.3	65.1	47.4	21.4	20.4
87.5°	8.4	9.3	14.9	14.9	22.3	13.0	23.2	15.8	16.7	5.6	5.6
90°	0.0	0.0	0.0	0.0	0.0	0.0	0.0	0.0	0.0	0.0	0.0

(END OF REPORT)